



Roger Boldra
 Director
 Labor Relations

BNSF Railway Company
 2600 Lou Menk Drive
 P. O. Box 961030
 Fort Worth, Texas 76161-0030
 Telephone: (817) 352-1080
 Fax: (817) 352-7482

April 5, 2006

Mr. J. D. Fitzgerald
 General Chairman UTU
 The Academy
 400 E. Evergreen Blvd.
 Vancouver, WA 98660

Dear Mr. Fitzgerald:

This is to confirm that we will implement trip rates incorporating the National Pay Elements on the following run beginning on April 16, 2006 pursuant to Article V - Pay System Simplification, Section 9 - Implementation of the August 20, 2002 National Agreement with United Transportation Union. The trip rate includes all service protected by Everett Board No. 400 protecting service between Everett and Vancouver, including getting or leaving trains at any location within the terminals.

<u>Run</u>	<u>Test Period</u>	<u>Conductors' Trip Rate</u>	<u>Conductors' Flip Trip Rate</u>
Everett/Vancouver	12/1/03 -11/30/04	\$299.81	\$419.77

<u>Run</u>	<u>Test Period</u>	<u>Brakemen's Trip Rate</u>	<u>Brakemen's Flip Trip Rate</u>
Everett/Vancouver	12/1/03 -11/30/04	\$281.70	\$393.58

It is understood that this trip rate only applies to employees protecting service by Everett Board No. 400 protecting service between Everett and Vancouver. When trip rates are implemented on this run, the notification requirements for employees combining service and deadhead are eliminated and the appropriate trip rate (the basic trip rate or flip-trip trip rate) will apply. An employee who deadheads either to or from the away-from-home terminal without being released for lodging at the lodging facility (previously a terminal to terminal combined service/deadhead trip) will be paid the "flip-trip" trip rate.

Overtime in the applicable through freight service will be paid after the applicable overtime threshold plus the following overtime extension:

<u>Run</u>	<u>Overtime Extension Trip Rate</u>	<u>Overtime Extension Flip Trip Rate</u>
Everett/Vancouver	45 minutes	35 minutes

Sincerely,

1JPOPBTR2

Trip Rate Report
Rates include 2006 adjustments
January 2001 - December 2001

3/9/2006
12:28:29

Page: 1

Miles Range: 232.0 thru 999.9

Occupation Code: 03

EVERETT, WA Board: 400 - NORTH END CONDUCTORS EVERET-NEWWES NC = 11 030606@1100

Pre85 Starts: 47

CA Cd	Description	Pre85 Pay	Pre85 Miles	Pre85 Cost Per Start	Pre85 Mile Per Start	Pre85 Tickets Paid	Pre85 Cost Per Ticket	Pre85 Mile Per Ticket
Trip Rate Elements								
@1	DAILY MILES THROUGH	8,506.1800	7,020.0000	180.9826	149.3617	47	180.9826	149.3617
#1	DAILY MILES THR/FRE-	39.7500	0.0000	0.8457	0.0000	47	0.8457	0.0000
@3	DAILY OVER MILES INC	9,919.7300	8,309.0000	211.0581	176.7872	47	211.0581	176.7872
#3	DAILY OVER MILES NON	60.1600	0.0000	1.2800	0.0000	47	1.2800	0.0000
14	FINAL TERMINAL DELAY	406.5700	417.1000	8.6504	8.8745	31	13.1152	13.4548
17	INITIAL TERMINAL DEL	796.7200	818.5000	16.9515	17.4149	32	24.8975	25.5781
Total:		19,729.1100	16,564.6000	419.7683	352.4383			

Regular Pay Elements

@4	DAILY OVERTIME MILES	13.7600	11.4000	0.2928	0.2426	1	13.7600	11.4000
#4	DAILY OVERTIME MILES	0.0400	0.0000	0.0009	0.0000	1	0.0400	0.0000
ED	EMERGENCY DELAYS, WR	32.2000	33.3000	0.6851	0.7085	1	32.2000	33.3000
IA	CONDUCTOR INSTRUCTIN	429.9200	0.0000	9.1472	0.0000	13	33.0708	0.0000
LP	PENALTY LAPBACKS OR	35.3300	31.5000	0.7517	0.6702	1	35.3300	31.5000
Y2	ROAD PERFORMING PENA	155.8700	130.0000	3.3164	2.7660	1	155.8700	130.0000
7	2 MEAL ALLOWANCE PA	48.0000	0.0000	1.0213	0.0000	3	16.0000	0.0000
25	1 MEAL ALLOWANCE PAY	6.0000	0.0000	0.1277	0.0000	1	6.0000	0.0000
30	HELD AWAY FROM HOME	127.9600	105.6000	2.7226	2.2468	1	127.9600	105.6000
32	SPECIAL ALLOWANCE FO	1,249.4000	0.0000	26.5830	0.0000	47	26.5830	0.0000
55	TIE UP UNDER HOURS O	103.8500	84.2000	2.2096	1.7915	1	103.8500	84.2000
73	MISCELLANEOUS AGREEM	146.3300	119.5000	3.1134	2.5426	1	146.3300	119.5000
Total:		2,348.6600	2,348.6600	2348.6600	2348.6600			

***** END OF REPORT *****

J. D. FITZGERALD
General Chairman


The Academy, Suite 217
400 East Evergreen Blvd
Vancouver, WA 98660



Telephone: (360) 694-7491
Fax: (360) 694-2049
E-mail: JDFITZ386@aol.com

united transportation union

GENERAL COMMITTEE of ADJUSTMENT GO-386
*Burlington Northern Santa Fe Railroad, Montana Western Railroad,
Colorado and Southern Railroad and Portland and Puget Sound Railroad*



Of Counsel
M. M. WINTER
G.O. HARTSOCK

April 5, 2006

W.E. Shillinglaw
Local Chairman
United Transportation Union
7611 S "L" Street
Tacoma, WA 98408

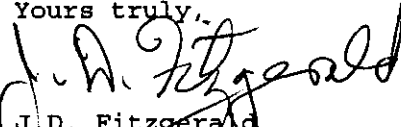
Re: Trip Rates Everett Board 400

Dear Mr. Shillinglaw:

In regard to the above reference, you should be contacted for a conference call prior to expected implementation of this trip rate. Normally, the Local Chairman or his designee is allowed two (2) trip rates to make contact with the involved conductors and make sure they make proper claims.

With best wishes, I am,

Yours truly,



J.D. Fitzgerald
General Chairman

JDF/aas

cc: J.L. Schollmeyer
D.R. Howard

J. D. FITZGERALD
General Chairman

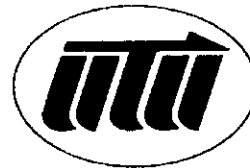
The Academy, Suite 217
400 East Evergreen Blvd
Vancouver, WA 98660



Telephone: (360) 694-7491
Fax: (360) 694-2049
E-mail: JDFITZ386@aol.com

united transportation union

GENERAL COMMITTEE of ADJUSTMENT GO-386
*Burlington Northern Santa Fe Railroad, Montana Western Railroad,
Colorado and Southern Railroad and Portland and Puget Sound Railroad*



Of Counsel
M. M. WINTER
G.O. HARTSOCK

April 5, 2006

N.L. Markos
Director-Labor Relations
BNSF Railway Company
P.O. Box 961030
Ft. Worth, TX 76161-0030

Re: Trip Rates Everett, WA Board 400

Dear Mr. Markos:

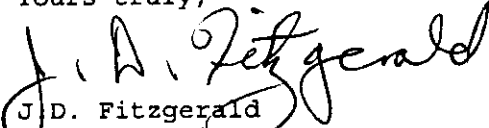
This is in regard to the above referenced Board Trip Rate, which will be accepted with the same condition as expressed for the Wishram, WA Board 310, regarding short turnaround and automatic release rules.

I have one further concern regarding this Board 400 and that concern relates to possible turns just short of the destination terminal and handling that has occurred in other trip rate applications, such as the issue raised between Seattle and Vancouver, WA, where the crew was turned just short of the destination terminal.

With the above condition stated and the concern raised, the proposed trip rate is so conditionally accepted rather than proceed with further delay.

With best wishes, I am,

Yours truly,


J.D. Fitzgerald
General Chairman

JDF/aas

cc: D.R. Howard
J.L. Schollmeyer
W.E. Shillinglaw

1JPOPBTR2

Trip Rate Report
Rates include 2006 adjustments
January 2002 - December 2002

2/7/2006
15:51:28

Page: 1

Miles Range: 0.0 thru 231.9

Occupation Code: 03

EVERETT, WA Board: 400 - NORTH END CONDUCTORS EVERET-NEWWES NC = 11 020606@1100

Pre85 Starts: 557

CA Cd	Description	Pre85 Pay	Pre85 Miles	Pre85 Cost Per Start	Pre85 Mile Per Start	Pre85 Tickets Paid	Pre85 Cost Per Ticket	Pre85 Mile Per Ticket
Trip Rate Elements								
@1	DAILY MILES THROUGH	81,741.9500	67,600.0000	146.7539	121.3645	520	157.1961	130.0000
#1	DAILY MILES THR/FRE-	394.6000	0.0000	0.7084	0.0000	520	0.7588	0.0000
@2	DAILY MILES OTHER IN	3,007.9000	2,380.0000	5.4002	4.2729	19	158.3105	125.2632
#2	DAILY MILES OTHER NO	11.6100	0.0000	0.0208	0.0000	19	0.6111	0.0000
@3	DAILY OVER MILES INC	54,266.3600	44,974.0000	97.4261	80.7433	531	102.1965	84.6968
#3	DAILY OVER MILES NON	339.1600	0.0000	0.6089	0.0000	529	0.6411	0.0000
14	FINAL TERMINAL DELAY	5,551.4900	5,712.0000	9.9668	10.2549	434	12.7915	13.1613
17	INITIAL TERMINAL DEL	13,994.3400	14,403.2000	25.1245	25.8585	493	28.3861	29.2154
44	DEADHEAD. (041)	2,793.1100	2,335.0000	5.0146	4.1921	18	155.1728	129.7222
Total:		162,100.5200	137,404.2000	291.0243	246.6862			
Regular Pay Elements								
@4	DAILY OVERTIME MILES	669.0800	549.3000	1.2012	0.9862	10	66.9080	54.9300
#4	DAILY OVERTIME MILES	4.7900	0.0000	0.0086	0.0000	10	0.4790	0.0000
CC	ENGINE CONDITION	209.2200	175.0000	0.3756	0.3142	7	29.8886	25.0000
ED	EMERGENCY DELAYS, W	15.1900	15.6000	0.0273	0.0280	1	15.1900	15.6000
HO	HANGING ONTO SIDE OF	30.7400	25.0000	0.0552	0.0449	1	30.7400	25.0000
IA	CONDUCTOR INSTRUCTI	1,409.9000	0.0000	2.5312	0.0000	56	25.1768	0.0000
LP	PENALTY LAPBACKS OR	90.9900	78.6000	0.1634	0.1411	4	22.7475	19.6500
RO	RUN OFF ASSIGNED TER	317.8300	230.0000	0.5706	0.4129	2	158.9150	115.0000
Y2	ROAD PERFORMING PEN	1,674.7000	1,370.0000	3.0066	2.4596	11	152.2455	124.5455
7	2 MEAL ALLOWANCE PA	1,836.0000	0.0000	3.2962	0.0000	153	12.0000	0.0000
25	1 MEAL ALLOWANCE PAY	822.0000	0.0000	1.4758	0.0000	137	6.0000	0.0000
30	HELD AWAY FROM HOME	10,046.7500	8,405.9000	18.0373	15.0914	90	111.6306	93.3989
32	SPECIAL ALLOWANCE FC	12,462.6100	0.0000	22.3745	0.0000	535	23.2946	0.0000
34	PLACING OR REMOVING	286.4700	260.0000	0.5143	0.4668	2	143.2350	130.0000
73	MISCELLANEOUS AGREE	59.4400	50.0000	0.1067	0.0898	1	59.4400	50.0000
Total:		29,935.7100	11,159.4000	53.7445	20.0348			

***** END OF REPORT *****

1JPOPBTR2

Trip Rate Report

2/7/2006

Rates include 2006 adjustments

15:49:05

Page: 1

January 2001 - December 2001

Miles Range: 0.0 thru 231.9

Occupation Code: 03

EVERETT, WA Board: 400 - NORTH END CONDUCTORS EVERET-NEWWES NC = 11 020606@1100

Pre85 Starts: 512

CA Cd	Description	Pre85 Pay	Pre85 Miles	Pre85 Cost Per Start	Pre85 Mile Per Start	Pre85 Tickets Paid	Pre85 Cost Per Ticket	Pre85 Mile Per Ticket
Trip Rate Elements								
@1	DAILY MILES THROUGH	77,492.6300	64,090.0000	151.3528	125.1758	493	157.1859	130.0000
#1	DAILY MILES THR/FRE-	322.7000	0.0000	0.6303	0.0000	492	0.6559	0.0000
@3	DAILY OVER MILES INC	50,524.4600	41,880.9000	98.6806	81.7986	489	103.3220	85.6460
#3	DAILY OVER MILES NON	273.3000	0.0000	0.5338	0.0000	488	0.5600	0.0000
14	FINAL TERMINAL DELAY	5,359.0900	5,520.1000	10.4670	10.7814	385	13.9197	14.3379
17	INITIAL TERMINAL DEL	11,155.7300	11,489.8000	21.7885	22.4410	445	25.0691	25.8198
44	DEADHEAD. (041)	3,346.7700	2,525.8000	6.5367	4.9332	19	176.1458	132.9368
Total:		148,474.6800	125,506.6000	289.9896	245.1301			

Regular Pay Elements

@4	DAILY OVERTIME MILES	488.0800	400.2000	0.9533	0.7816	7	69.7257	57.1714
#4	DAILY OVERTIME MILES	4.5800	0.0000	0.0089	0.0000	7	0.6543	0.0000
IA	CONDUCTOR INSTRUCTIN	3,417.6500	0.0000	6.6751	0.0000	136	25.1298	0.0000
LP	PENALTY LAPBACKS OR	311.2300	279.2000	0.6079	0.5453	10	31.1230	27.9200
Y2	ROAD PERFORMING PENA	2,334.5300	1,950.0000	4.5596	3.8086	15	155.6353	130.0000
7	2 MEAL ALLOWANCE PA	1,860.0000	0.0000	3.6328	0.0000	155	12.0000	0.0000
25	1 MEAL ALLOWANCE PAY	684.0000	0.0000	1.3359	0.0000	114	6.0000	0.0000
30	HELD AWAY FROM HOME	6,970.5500	5,739.6000	13.6144	11.2102	79	88.2348	72.6532
32	SPECIAL ALLOWANCE FO	12,099.5700	17.7000	23.6320	0.0346	487	24.8451	0.0363
55	TIE UP UNDER HOURS O	29.3900	24.0000	0.0574	0.0469	1	29.3900	24.0000
73	MISCELLANEOUS AGREEM	158.8000	130.0000	0.3102	0.2539	1	158.8000	130.0000
Total:		28,358.3800	8,540.7000	55.3875	16.6811			

***** END OF REPORT *****

Oh

1JPOPBTR2

Trip Rate Report
Rates include 2006 adjustments
January 2001 - December 2001

2/7/2006
15:49:05

Page: 1

Miles Range: 0.0 thru 231.9

Occupation Code: 03

EVERETT, WA Board: 400 - NORTH END CONDUCTORS EVERET-NEWWES NC = 11 020606@1100

Pre85 Starts: 512

CA Cd	Description	Pre85 Pay	Pre85 Miles	Pre85 Cost Per Start	Pre85 Mile Per Start	Pre85 Tickets Paid	Pre85 Cost Per Ticket	Pre85 Mile Per Ticket
Trip Rate Elements								
@1	DAILY MILES THROUGH	77,492.6300	64,090.0000	151.3528	125.1758	493	157.1859	130.0000
#1	DAILY MILES THRFRE-	322.7000	0.0000	0.6303	0.0000	492	0.6559	0.0000
@3	DAILY OVER MILES INC	50,524.4600	41,880.9000	98.6806	61.7986	489	103.3220	85.6460
#3	DAILY OVER MILES NON	273.3000	0.0000	0.5338	0.0000	488	0.5600	0.0000
M3	NORTHWEST MEALS	5,029.8392	4,160.0000	9.8241	8.1250	64	78.5928	65.0000
14	FINAL TERMINAL DELAY	5,359.0900	5,520.1000	10.4670	10.7814	385	13.9197	14.3379
17	INITIAL TERMINAL DEL	11,155.7300	11,489.8000	21.7885	22.4410	445	25.0691	25.8198
44	DEADHEAD. (041)	3,346.7700	2,525.8000	6.5367	4.9332	19	176.1458	132.9368
Total:		153,504.6192	129,666.6000	299.8137	253.2551			

Regular Pay Elements								
@4	DAILY OVERTIME MILES	488.0800	400.2000	0.9533	0.7816	7	69.7257	57.1714
#4	DAILY OVERTIME MILES	4.5800	0.0000	0.0089	0.0000	7	0.6543	0.0000
IA	CONDUCTOR INSTRUCTIN	3,417.6500	0.0000	6.6751	0.0000	136	25.1298	0.0000
LP	PENALTY LAPBACKS OR	311.2300	279.2000	0.6079	0.5453	10	31.1230	27.9200
Y2	ROAD PERFORMING PENA	2,334.5300	1,950.0000	4.5596	3.8088	15	155.6353	130.0000
7	2 MEAL ALLOWANCE PA	1,860.0000	0.0000	3.6328	0.0000	155	12.0000	0.0000
25	1 MEAL ALLOWANCE PAY	684.0000	0.0000	1.3359	0.0000	114	6.0000	0.0000
30	HELD AWAY FROM HOME	8,970.5500	5,739.6000	13.6144	11.2102	79	88.2348	72.6532
32	SPECIAL ALLOWANCE FO	12,099.5700	17.7000	23.6320	0.0346	487	24.8451	0.0363
55	TIE UP UNDER HOURS O	29.3900	24.0000	0.0574	0.0469	1	29.3900	24.0000
79	MISCELLANEOUS AGREEM	158.8000	130.0000	0.3102	0.2539	1	158.8000	130.0000
Total:		28,358.3600	8,540.7000	55.3875	16.6811			

**** END OF REPORT ****

NO. 204 P. 1

BNSF LABOR RELATIONS

APR. 4. 2006 3:00PM